

/// PEIMAR



Our products

→ | 2024

| www.peimar.com

Our products

Made in Italy



SF360M (FR)

RED LINE
360 W


1900 x 1048 x 40 mm



SF360M (FG)

GREEN LINE
360 W


1900 x 1048 x 40 mm



SA455M (BF)

455 W

1884 x 1134 x 30 mm



SA500M (BF)

500 W


2067 x 1134 x 35 mm



SA500M (FB)

500 W


2067 x 1134 x 35 mm



SA505M (BF)

505 W

2067 x 1134 x 35 mm



SA545M

545 W

2251 x 1134 x 35 mm

Power Optimizers



PSI-OP650

Power Optimizer 650 W



PSI-OPSW


Up to 10 meters



PSI-OPBE


Up to 5 PSI-OPSW

Half Cell



OR10H425M (BF)
425 W

1722 x 1134 x 30 mm



OR10H470M
470 W

1903 x 1134 x 30 mm




OR10H500M (FB)
500 W

2094 x 1134 x 30 mm




OR10H505M (BF)
505 W

2094 x 1134 x 35 mm




OR10H560M
560 W

2279 x 1134 x 30 mm



OR12H670M
670 W

2384 x 1303 x 35 mm



OR10H375M (FR)
RED LINE
375 W

1722 x 1134 x 30 mm



OR10H425MNDB (FB)
TOPCon BIFACIAL
425 W

1722 x 1134 x 30 mm




OR10H430MNDB (FB)
TOPCon BIFACIAL
430 W

1722 x 1134 x 30 mm



OR10H440MNDB (SF)
TOPCon BIFACIAL
440 W

1722 x 1134 x 30 mm



OR10H440MNDB (BF)
TOPCon BIFACIAL
440 W

1722 x 1134 x 30 mm




OR10H440MNDB (FB)
TOPCon BIFACIAL
440 W

1762 x 1134 x 30 mm



OR10H500MNDB (FB)
TOPCon BIFACIAL
500 W

1903 x 1134 x 30 mm




OR10H580MNDB
TOPCon BIFACIAL
580 W

2278 x 1134 x 30 mm




OR12H635MNDB
TOPCon BIFACIAL
635 W

2172 x 1303 x 35 mm



OR12H700MNDB
TOPCon BIFACIAL
700 W

2384 x 1303 x 35 mm



Wall Box



EV CHARGER | SINGLE PHASE

PSI-X1-EVC72-PXC



EV CHARGER | THREE-PHASE

PSI-X3-EVC22-SXC



CHARGING CABLE

PSI-X-EVC-CGT2

Our products

Single Phase Inverter



ON-GRID | 1.5 - 2 kW

PSI-X1S1500-TL
PSI-X1S2000-TL



ON-GRID | 2.5 - 6 kW

PSI-X1P2500-TL PSI-X1P3000-TLM
PSI-X1P3000-TL PSI-X1P4200-TLM
PSI-X1P5000-TLM
PSI-X1P6000-TLM



HYBRIDES | 3 - 6 kW

PSI-X1P3000-HY
PSI-X1P6000-HY

Three-Phase Inverter



ON-GRID | 6 - 10 kW

PSI-X3P6000-TP
PSI-X3P8000-TP
PSI-X3P10000-TP



ON-GRID | 15 - 30 kW

PSI-X3P15000-TPM
PSI-X3P20000-TPM
PSI-X3P30000-TPM



ON-GRID | 40 - 100 kW

PSI-X3P40000-TPM
PSI-X3P50000-TPM
PSI-X3P60000-TPM
PSI-X3P100000-TPM



HYBRIDES | 6 - 15 kW

PSI-X3S6000-HY
PSI-X3S8000-HY
PSI-X3S10000-HY
PSI-X3S15000-HY



HYBRIDES | 20 - 30 kW

PSI-X3P20000-HYM
PSI-X3P30000-HYM



CABINET INVERTERS AND BATTERIES FOR C&I

PSI-XCAB-X3P50
PSI-XCAB-B100
PSI-XCAB-B200
PSI-XCAB-X3P100-B215

PV Batteries



BATTERIES HV

PSI-X-SBOX-HS
PSI-X-PBOX-HS
PSI-X-2.5HS
PSI-X-3.6HS
PSI-X-BMS-HS



BATTERIES HV

PSI-X-5.8SLV-V2



BMS BOX

PSI-X-PRL-BMS